

## What we provide

### 1 - The Official Document

To apply for a Compliance Application Form please contact us on:

**01726 871025**

or email:

**PartQ@coastal-group.com**



### 2 - Glass stickers for completed doors

Available on request with valid certificate



### 3 - Validation logo

To host on your website and marketing material.



[www.coastal-group.com/PartQ](http://www.coastal-group.com/PartQ) · [PartQ@coastal-group.com](mailto:PartQ@coastal-group.com)

Coastal Group, Global House, Bojea Industrial Estate, Trethowel, St Austell, Cornwall, PL25 5RJ  
T 01726 871025 | F 01726 871731 | Email [sales@coastal-group.com](mailto:sales@coastal-group.com) | Visit [www.coastal-group.com](http://www.coastal-group.com)

CGM  
COMPLIANCE GUIDE  
MANUAL



Helping  
Customers  
meet Part Q

## PART COMPLIANCE Guide Manual

Product Type:

**Tritus Flush Casement  
Timber Window - Top Hung.**

TEST NUMBER: 18000

**7 Parts of PAS24**  
required to meet part Q

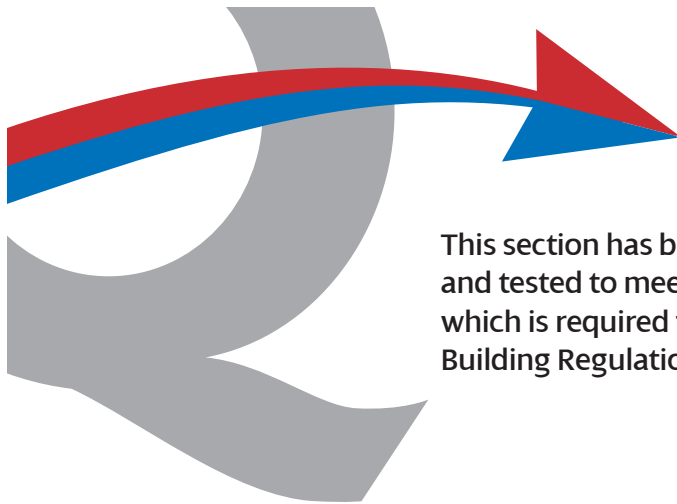
1. Manual Check Test
2. Manipulation Test
3. Mechanical Loading Test
4. Manual Cutting Test
5. Soft Body Impact Test
6. Hard Body Impact Test
7. Security Hardware & Cylinder Test

Details of the PAS24 test can be seen at [www.coastal-group.com/PartQ](http://www.coastal-group.com/PartQ)

Coastal have invested in an official PAS24 test. The test certificate can be cascaded down if the door design and component specification is as per this compliance guide.

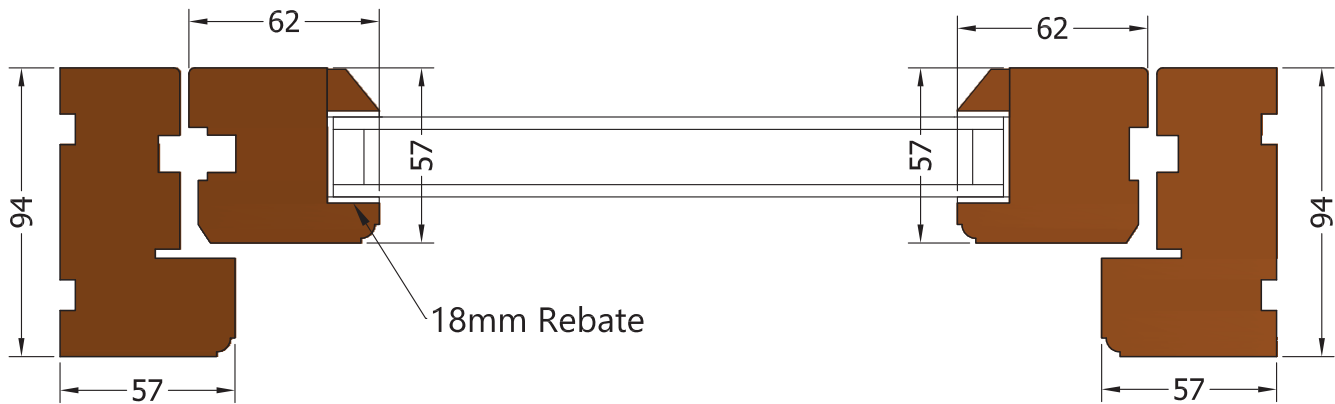
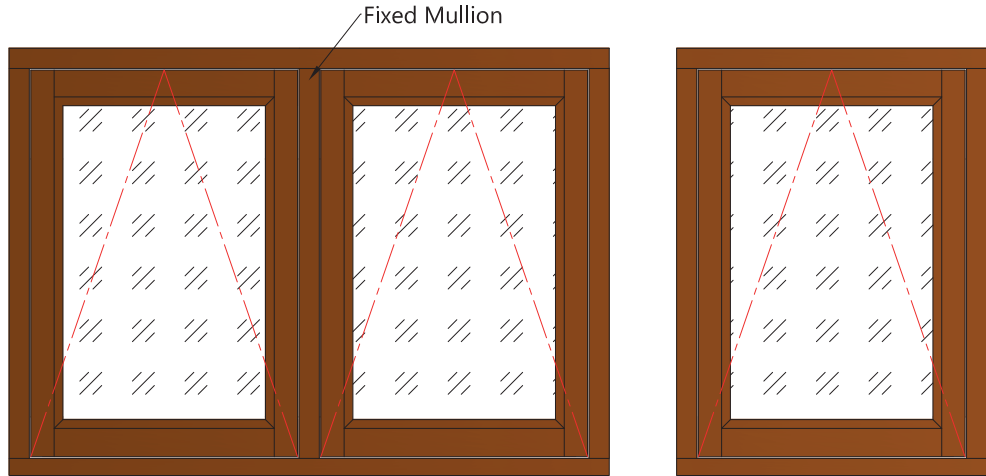
[coastal-group.com/PartQ](http://coastal-group.com/PartQ)



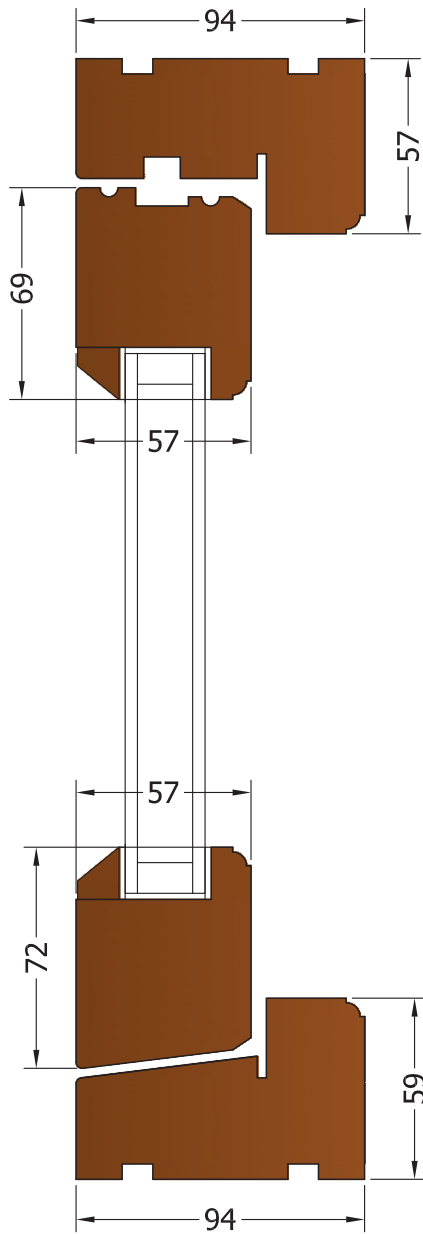


This section has been designed and tested to meet PAS24:2012 which is required for Part Q of Building Regulations  
(October 2015)

- Various moulding details can be used.
- Sections available in PDF or DWG format.
- Timber must be denser than 510 KG M<sup>3</sup>.
- For single windows the Maximum outer frame size is 900mm wide x 1400mm high. For multiple sash windows using a fixed mullion, each sash should not exceed 819mm wide x 1322mm high.
- CF1618 tape has to be used on sash rebate and glazing beads, beads also need to be pinned into place.
- Slave / Flying mullion CANNOT be used.



## SECTION TESTED



www.coastal-group.com/PartQ · PartQ@coastal-group.com

## What Components do I need to use?

Please Note: Smallest Sash Width with Shootbolts is 660mm

### HARDWARE

CODE	BACKSET	FACEPLATE WIDTH	LCS60's	Req	DESCRIPTION
FE0440-SV	28mm	16mm	5	440mm	Ear Type Espag Bolt
FE0520-SV	28mm	16mm	7	520mm	Ear Type Espag Bolt
FE0600-SV	28mm	16mm	7	600mm	Ear Type Espag Bolt
FE0720-SV	28mm	16mm	9	720mm	Ear Type Espag Bolt
FE0820-SV	28mm	16mm	9	820mm	Ear Type Espag Bolt
FE0920-SV	28mm	16mm	9	920mm	Ear Type Espag Bolt
FE1020-SV	28mm	16mm	11	1020mm	Ear Type Espag Bolt
FE1120-SV	28mm	16mm	11	1120mm	Ear Type Espag Bolt
CODE					DESCRIPTION
FC4050-SV					Shootbolt Extension Sets
CODE					DESCRIPTION
LCS60					Flat Stabilising Plate
CODE					DESCRIPTION
FC500					Sash Lead-in Parts
CODE					DESCRIPTION
FCK100					Flat Side Hung Night Vent Keep
FCK300					Side Hung Night Vent Lip Return
FCK350					Side Hung Nigh Vent No Lip Return
FCK800-SV					Top Shootbolt Keep
FCK900-SV					Bottom Shootbolt Keep
FCK850-SV					Top Shootbolt Night Vent Keep
FCK950-SV					Bottom Shootbolt Night Vent Keep

### BUTT HINGE

CODE	HANDING	DESCRIPTION
FH70	Left & Right Hand (Minimum or 3 hinges required per sash)	Lift off Butt Hinge

As these are lift off hinges you need to order 2 of 1 hand and 1 of the other hand.

### RESTRICTOR

CODE	LENGTH	DESCRIPTION
FC6050	250mm	Friction Restrictor

### SEALS & TAPES

CODE	Rebate Depth	DESCRIPTION
CF1618		CoFirm PE Glazing Tape
SPV124-18	18mm	Tempo Rebate Compression Seal

### FIXINGS

CODE	SIZE	DESCRIPTION
FX-RHF440	4x40mm	Hardware Fixing Screws

#### Other information

**Glass** - 4/18/4 - Toughened Double Glazed with at least one pane of laminated glass meeting the requirements of BS EN 356:2000, Class P1A, and be glazed in accordance with BS 6262.  
**Timber** - Accoya (510 KG M<sup>3</sup> +/- 80) - 432 KG M<sup>3</sup> worst case senario used.

